

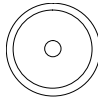




Custom Build Specifications for Safecraft Restraints

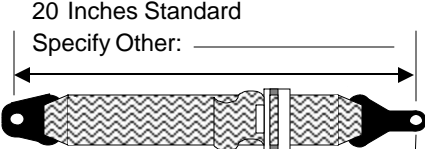


Customer: _____	Date: _____
-----------------	-------------

Certification: SFI 16.1 <input type="checkbox"/>	SFI 16.5 (NASCAR) <input type="checkbox"/>	QTY: _____
--	--	------------

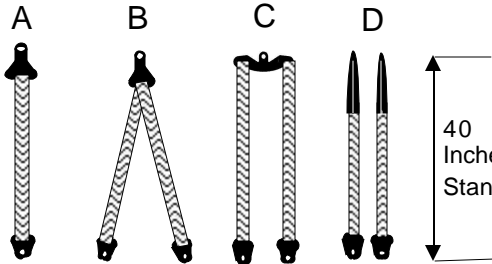
Webbing Color: Black Polyester (16.1 & 16.5) <input type="checkbox"/>	Titanium Polyester (16.1 & 16.5) <input type="checkbox"/>	Red Polyester (16.1 & 16.5) <input type="checkbox"/>	Blue Polyester (16.1 & 16.5) <input type="checkbox"/>
---	---	--	---

Buckle Closure Type:	Lever Cam (16.1 & 16.5) <input type="checkbox"/>	Round Cam (16.1 & 16.5) <input type="checkbox"/>	Round Cam (16.1) <input type="checkbox"/>	2 in Latch/Link (16.1 & 16.5) <input type="checkbox"/>	3 In Latch/Link (16.1) <input type="checkbox"/>
					
	Lost Motion	Lost Motion	Direct Drive	Pull Up or Down	Pull Down Only

Lap Belt Attachment:	Bolt In- Sewn (16.1 & 16.5) <input type="checkbox"/>	Clip In - Sewn (16.1) <input type="checkbox"/>	Wrap Around (16.1) <input type="checkbox"/>	Bolt Tabs <input type="checkbox"/>	Clip Tabs <input type="checkbox"/>	For Wrap Around <input type="checkbox"/>
----------------------	--	--	---	------------------------------------	------------------------------------	--

Lap Belt Adjustment	Lap Belt Dimensions
Right or Left Adjuster Only Pull Up (16.1 & 16.5) Right <input type="checkbox"/> Left <input type="checkbox"/>	Pull Down Lap Belt Dimension "A" 4.5 In. Min. (5.5 In. Std.) <div style="text-align: center;">  </div>
Right or Left Adjuster Only Pull Down (16.1 & 16.5) Right <input type="checkbox"/> Left <input type="checkbox"/>	Pull Up Lap Belt Dimension "B" 4.5 In. Min. (5.5 In. Std.) <div style="text-align: center;">  </div>
Dual Adjusters – Pull Up (16.1) <input type="checkbox"/>	"C" Length: _____ <div style="text-align: center;">  </div>
Dual Adjusters – Pull Down (16.1) <input type="checkbox"/>	
No Adjusters – Fixed Length (16.1 & 16.5) <input type="checkbox"/>	

Note: Lap belts adjust from approximately 12 inches minimum to 31 inches maximum each side.

Sub Strap Style	Attachment	
"A" – Single Strap, 5 Point, Cam or Latch/Link (16.1 & 16.5) <input type="checkbox"/>	Bolt In <input type="checkbox"/>	<div style="text-align: center;">  </div> 40 Inches Standard Specify Other Length: _____
"B" – Dual Strap, 6 Point, V Style Cam or Latch/Link (16.1 & 16.5) <input type="checkbox"/>	Clip In <input type="checkbox"/>	
"C" – Dual Strap, 6 Point, Single Tang, Cam Only (16.1 & 16.5) <input type="checkbox"/>	Wrap Around <input type="checkbox"/>	
"D" – Dual Strap - Individual, 6 Point, Formula Type, Cam or Latch Link (16.1 & 16.5) <input type="checkbox"/>		

Shoulder Harness Adjusters

Aluminum Adjusters
(16.1 & 16.5)



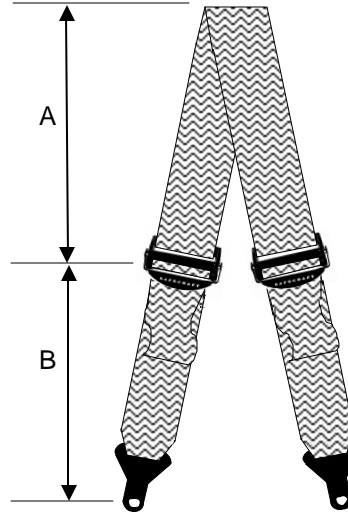
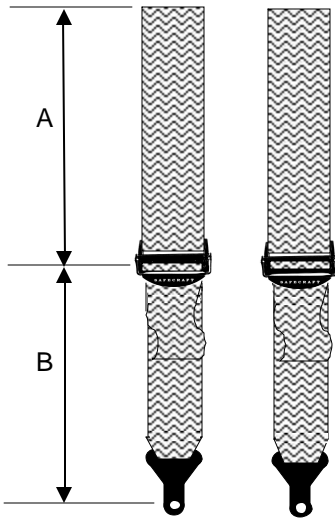
Steel Adjusters
(16.1 & 16.5)



Shoulder Harness Style

Individual Shoulder Harness's
(16.1 & 16.5)

Wrap Around
(16.1)



A = 44 Inches Standard Specify Other: _____

A = 20 Inches Standard Specify Other: _____

B = 11 Inches Standard Specify Other: _____

B = 11 Inches Standard Specify Other: _____

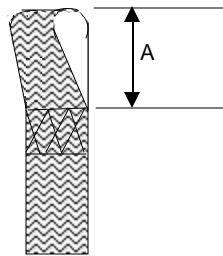
Upper Shoulder Webbing: 2 inch 3 inch

All Shoulder Webbing for Wrap Around is 3 inch.

Shoulder Harness Attachment



Wrap Around with
Adjuster




Looped & Sewn
Specify Loop
Diameter

A= _____



Bolt In with
Adjuster



Clip In with
Adjuster

Other Type – Describe:

For cam type belts – Cam attached to _____

Safecraft use, Part Number: _____